








# Key Plan

-  Occupied Units / Sites sold
-  Available Units
-  Service Area / Access Corridors
-  Owner occupier units
-  Green Areas
-  Development Sites
-  Raised Compound B

# Buildings Matrix

Unit No:	Unit Type / Access	Size / Area	Unit Status
01	External unit	81.2 sqm	Let
02	External unit	54 sqm	Let
03	External unit	36 sqm	Let
04	External unit	80 sqm	Let
06	Main building - direct access	2280 sqm	Let
07	Main building - direct access	1436 sqm	Let
08	Main building - direct access	1519 sqm	Let
08 (A)	Main building - direct access	605 sqm	Let
09	Main building - Reception		Service area
10	Main building - internal	16.8 sqm	Let
11	Main building - internal	16.8 sqm	Let
12	Main building - internal	38 sqm	Let
13 & 14	Main building - internal	63 sqm	Let
15	Main building - internal	32 sqm	Let
16	Main building - direct access	462 sqm	Let
17	Main building - direct access	462 sqm	Let
18	Main building - internal	15 sqm	Service area
19	Main building - direct access	22 sqm	Service area
21	Main building - internal	67 sqm	Let
22 / 23	Main building - internal	42 sqm	Let
24	Main building - internal	33 sqm	Available
25	Main building - internal	44 sqm	Let
26	Main building - internal	36 sqm	Let
27	Main building - internal	25 sqm	Service area
28	Main building - internal	44 sqm	Let
29	Main building - internal	53 sqm	Available
30	Main building - internal	90 sqm	Let
31	Main building - direct access	2920 sqm	Let
44	Main building - direct access	245 sqm	Let
46	Main building - toilets		Service area
48-01	Main building - direct access	85 sqm	Let
48-02	Main building - direct access	61 sqm	Let
48-03	Main building - direct access	61 sqm	Let
48-04	Main building - direct access	61 sqm	Let
48-05	Main building - direct access	165 sqm	Let
48-06	Main building - direct access	185 sqm	Available
48-07	Main building - direct access	123 sqm	Available
49	Main building - direct access	1142 sqm	Let
50	Main building - internal	43 sqm	Available
Unit F4	Building C - External unit	154 sqm	Let
Area J	Storage Compound	2200 sqm	Let
Unit 51	Coffee Bus	N/A	Let

